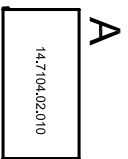
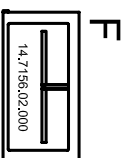


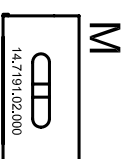
Washroom and Sanitary Panel Programme



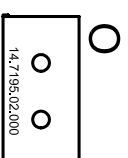
1 modul
Blank Panel



1 modul
Toilet Roll dispenser



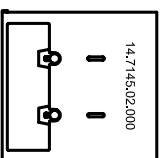
1 modul
Tissue dispenser



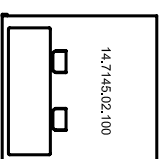
1 modul
Bag dispenser



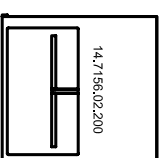
2 modul
Blank Panel



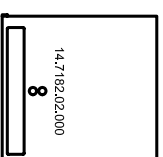
2 modul
Soap dispenser



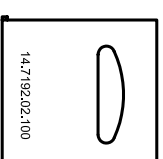
2 modul
Sterile soap dispenser



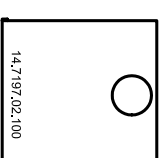
2 modul
Toilet Roll dispenser



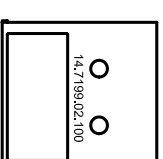
2 modul
Hand dryer



2 modul
Toilet seat dispenser



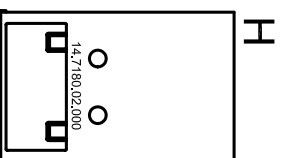
2 modul
Circular waste bin



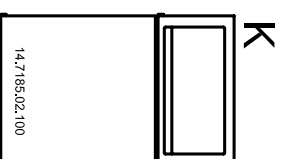
2 modul
Mini cup dispenser



3 modul
Blank Panel



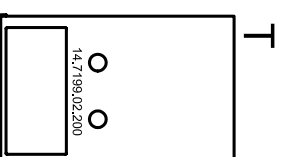
3 modul
Paper towel dispenser



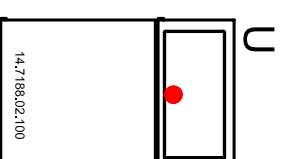
3 modul
Mini waste bin Reces.



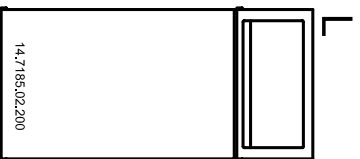
3 modul
Circular waste bin



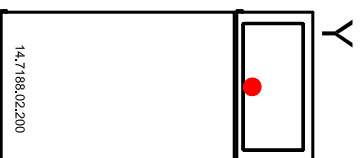
3 modul
Maxi cup dispenser



3 modul
Mini waste bin Reces
with flap



4 modul
Maxi waste bin Reces.



4 modul
Maxi waste bin Reces
with flap